




EPSEB

Escola Politècnica Superior d'Edificació de Barcelona



UNIVERSIDAD AUTÓNOMA METROPOLITANA

Casa abierta al tiempo



Lithuanian Presidency
of the Council of the
European Union 2013



6th International Conference INNOVATIVE INFORMATION TECHNOLOGIES FOR SCIENCE, BUSINESS AND EDUCATION, IIT-2013 November 14-16, 2013

Subsection 3B: Virtual learning

**VIRTUAL WORKSHOP AS A TOOL TO PROMOTE AND ASSESS
TRANSFERABLE SKILLS. CORRELATION BETWEEN TEACHER
AND STUDENT ASSESSMENT**

By:

Dr. José Manuel V. Gómez Soberón
Dra. M. Consolación Gómez-Soberón
L. E. Urbelino Gómez-Soberón
Ing. Mario Gómez-Soberón

Introduction

- Demonstrative masterful classes
- Autonomous learning
- Active learning
- Work in group

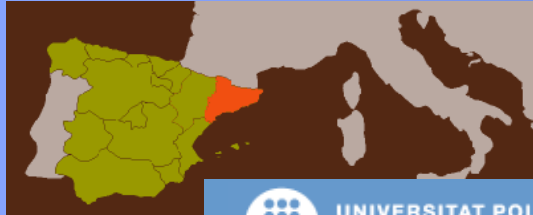
Campus virtual UPC 2006

(ATENEA)

Moodle (Modular Object-Oriented Dynamic Learning Environment)


Noodle ("to wander in a way lazy")

- Four-month course in the first year of study .
- Obligatory in the Curriculum Block.
- Four-month term 2A.
- 3 ECTS (European Credits Transfer System credits)



Engineer in Construction

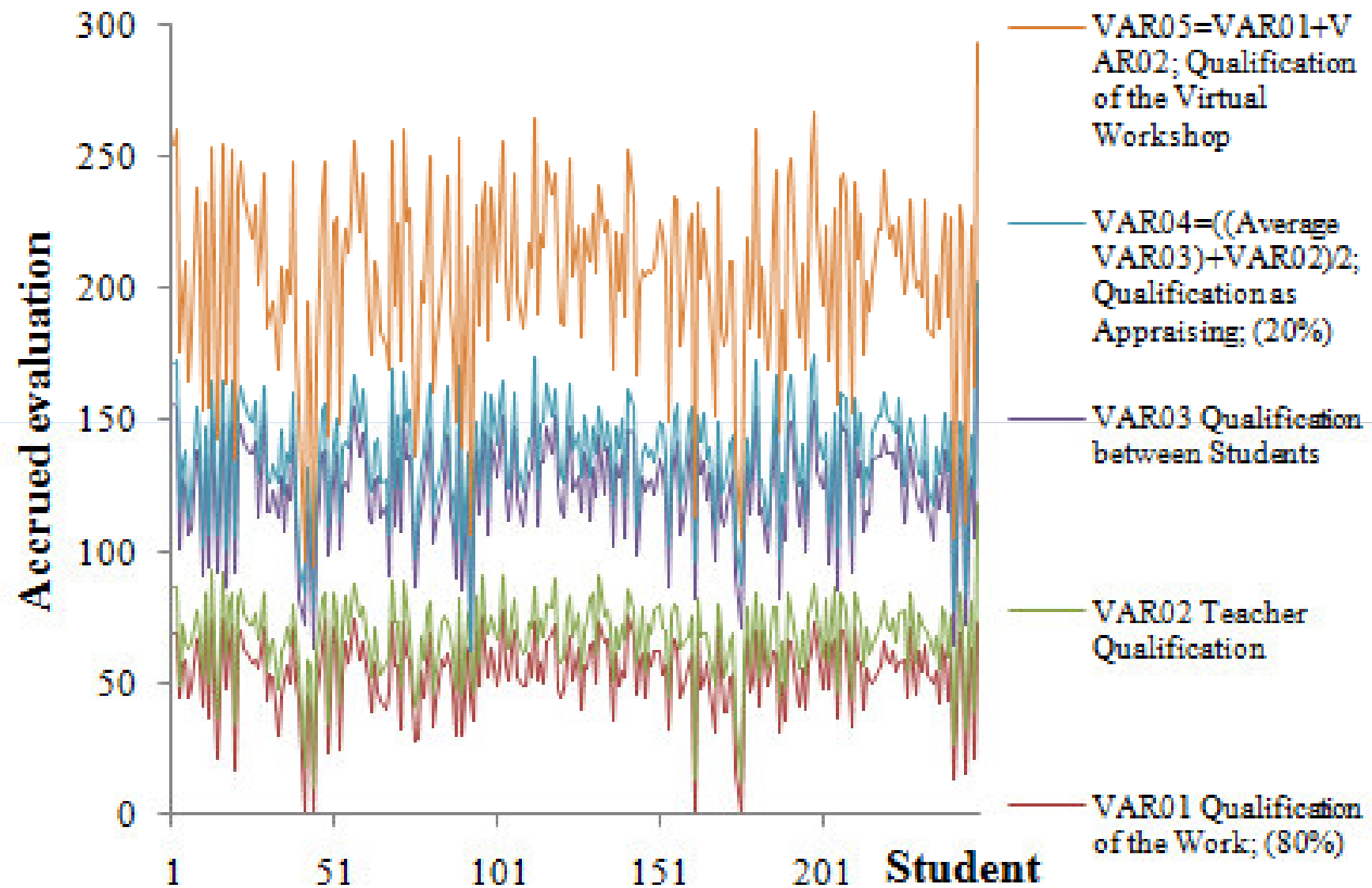
Course: Constructions II



Notes table of the work workshop

Evaluations		Qualification/ Evaluation (80%)	Date	Evaluation /Teacher	Evaluations/ Companions			Evaluation /Shipment (20%)	Evaluation /Total
19	75.00	68.60	15/10/2010 20:30	15	16	60	70.3	15.0	83.6
17	65.00				16	70			
18	78.00				15	71			
19	62.00				13	80			
16	63.00				0	0			
18	65.00	69.20	15/10/2010 19:03	18	19	73	68.6	17.8	87.0
19	63.00				19	75			
20	73.00				17	70			
19	75.00				17	60			
19	70.00				16	65			
12	42.00	44.60	15/10/2010 19:27	18	16	68	51.0	15.6	60.2
11	48.00				15	66			
13	58.00				14	60			
11	48.00				13	51			
10	27.00				8	10			
16	63.00	58.00	15/10/2010 23:36	5	12	38	56.0	5.9	63.9
12	62.00				8	62			
12	56.00				7	80			
13	46.00				0	44			
13	63.00				0	0			
13	26.00	58.80	15/10/2010 23:52	14	15	58	59.0	13.8	72.6
15	48.00				15	70			
12	80.00				14	80			
17	80.00				12	58			
15	60.00				12	29			

Evaluations comparison



Analysis statistics

		Evaluation for the Virtual Workshop					Final Evaluation of the Course
		VAR01	VAR02	VAR03	VAR04	VAR05	VAR06
No.	Valid	248.00	248.00	248.00	248.00	248.00	248.00
	Lost	0.00	0.00	0.00	0.00	0.00	0.00
Mean		54.01	14.26	55.87	13.63	67.64	52.40
Standard error of the mean		0.91	0.23	0.65	0.17	0.94	0.66
Median		56.40	14.00	57.36	13.63	69.78	52.43
Mode		44.60	13.00	59.00	12.80	61.40	50.30
Standard deviation		14.35	3.57	10.23	2.64	14.73	10.47
Variance		206.03	12.72	104.61	6.95	217.09	109.60
Asymmetry		-1.21	2.44	-1.07	-0.66	-1.06	-0.55
Standard error of asymmetry		0.15	0.15	0.15	0.15	0.15	0.15
Kurtosis		2.24	21.09	2.88	2.15	1.70	2.13
Standard error of kurtosis		0.31	0.31	0.31	0.31	0.31	0.31
Amplitude		77.60	40.00	72.50	18.75	80.00	76.60
Minimum		0.00	5.00	0.00	0.00	11.80	4.40
Maximum		77.60	45.00	72.50	18.75	91.80	81.00
Sum		13,395.00	3,537.00	13,855.77	3,379.94	16,774.94	12,994.10
Percentiles	0%	0.00	0.00	0.00	0.00	0.00	0.00
	10%	35.92	10.24	42.97	10.45	49.18	40.17
	20%	44.88	11.49	47.36	11.61	57.74	44.61
	25%	47.50	12.03	49.20	11.87	60.10	46.60
	30%	48.99	12.41	51.51	12.09	62.31	48.86
	40%	52.82	13.17	54.75	12.96	65.77	50.86
	50%	56.40	14.00	57.36	13.63	69.78	52.43
	60%	58.71	14.92	59.53	14.39	73.00	54.72
	70%	62.14	16.10	62.16	15.15	76.33	57.11
	75%	64.07	16.88	63.47	15.50	77.67	58.75
	80%	65.79	17.34	64.99	15.90	80.71	60.09
90%	70.34	18.21	67.87	17.18	83.77	64.87	
100%	70.36	18.21	67.87	17.18	83.77	64.87	

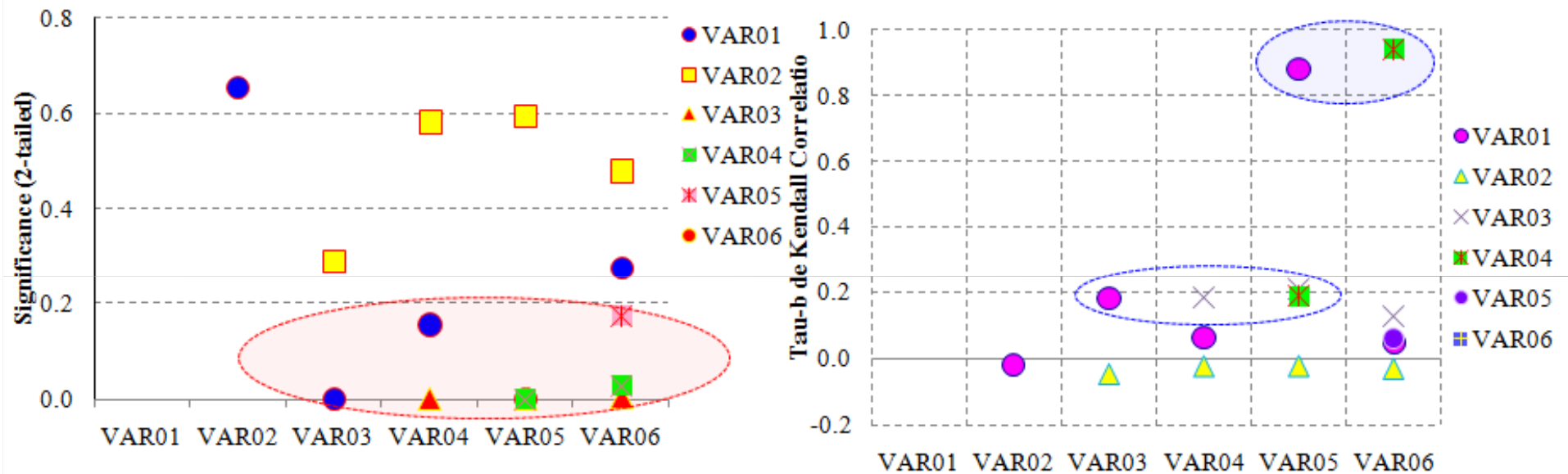
a. Calculated as of the grouped data.

b. Exist several modes. It will be shown the smaller of the values.

c. It is done not know the inferior limit of the first interval or the limit superior of the last interval. Some percentiles will remain without defining.

d. The percentiles will be calculated as of the grouped data..

Correlation and sensibility Bi-assorted of the analysis



Conclusions

The statistic analysis indicates that the work of **the virtual workshop is a tool with results linked with the evaluations of the students, and improves the acquisition of knowledge and professional abilities.** Of equal form, the evaluations accomplished by the students have more correlation with the evaluations rest of the course than the evaluation than accomplishes the teacher.

Is necessary more studies with other groups of control and variable not included in this work to know better the scope the use of the virtual workshops in the learning of the students.